

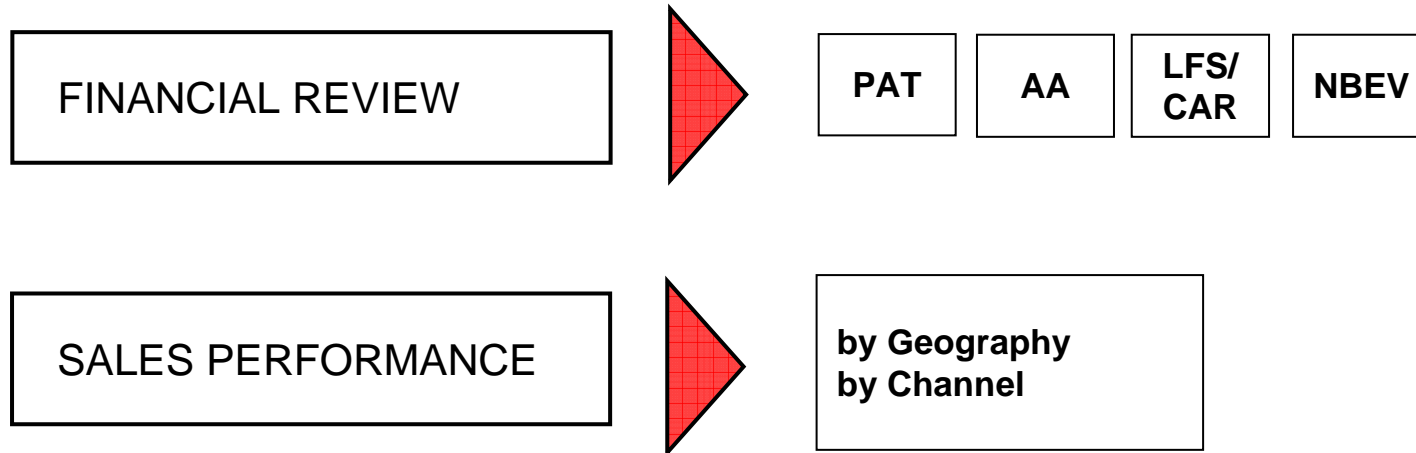
Financial Results
For First Quarter 2008 ended 31 March

Great Eastern Holdings Limited

(Company Registration Number: 199903008M)
(Incorporated in the Republic of Singapore)

6 May 2008

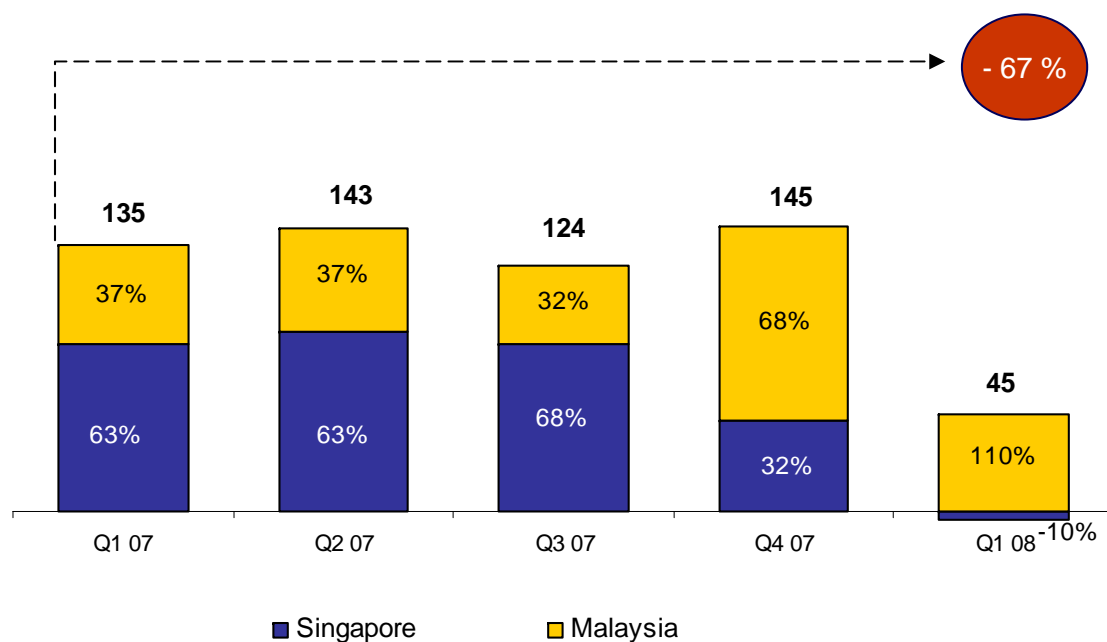
FINANCIAL RESULTS for Q1-2008



PAT: Profit After Tax & minority interests; **AA:** Asset Allocation; **LFS:** Life Fund Surplus for Malaysian life insurance funds computed on mark-to-market basis for assets; **CAR:** Capital Adequacy Ratio defined under Insurance Act , Insurance (Valuation & Capital) Regulations 2004 for Singapore insurance business; **NBEV:** New Business Embedded Value.

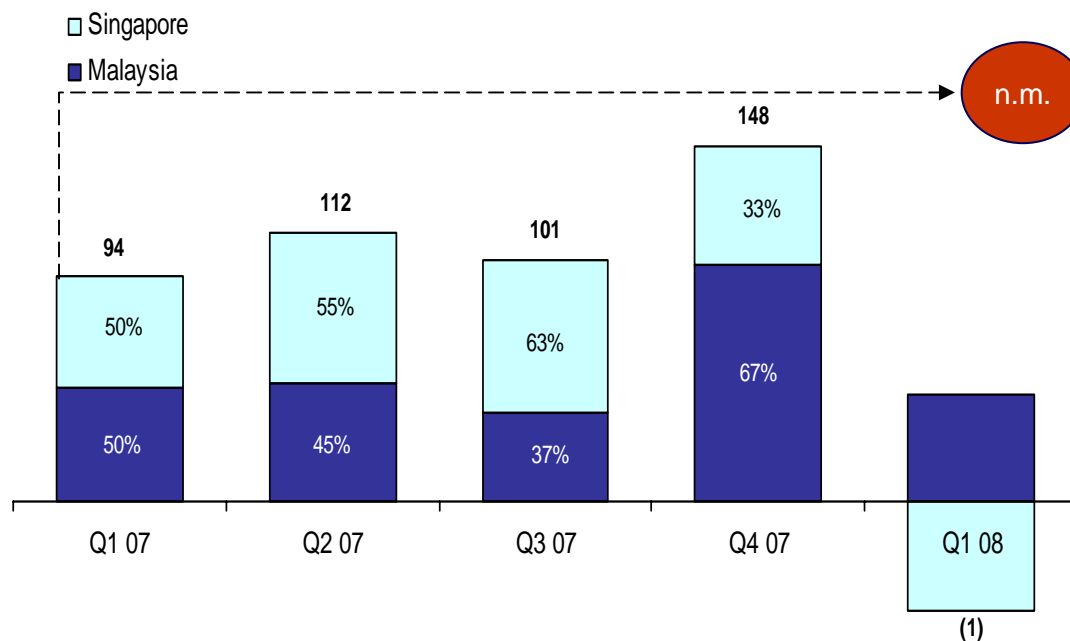
FINANCIAL RESULTS for Q1-2008

**Quarter On Quarter PAT Attributable To Shareholders
By Geographical Segments**
in SGD millions



FINANCIAL RESULTS for Q1-2008

Quarter On Quarter Insurance Profit After Tax
By Geographical Segments
in SGD millions

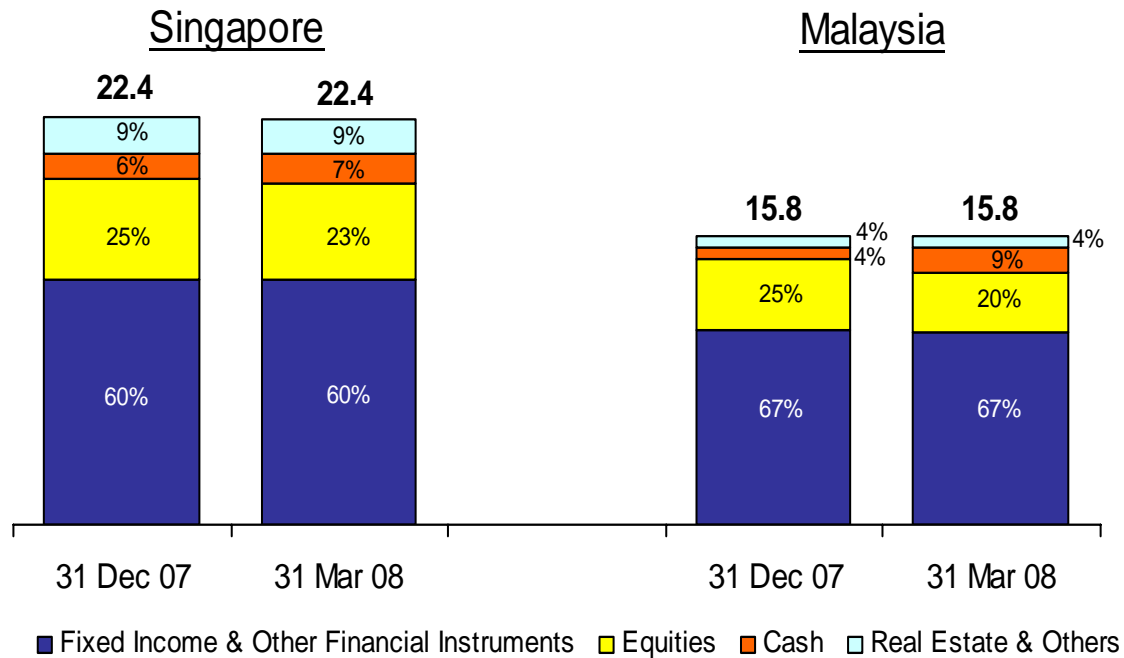


FINANCIAL RESULTS for Q1-2008

Asset Allocation of Life Fund (Marked-To-Market)

(Excluding Investment-Linked Funds)

SGD billions



FINANCIAL RESULTS for Q1-2008

Capital Adequacy Ratio (Singapore) / Life Fund Surplus (Malaysia)

Beginning January 2005, under the RBC framework, life fund surplus is no longer relevant to Singapore. In its place, the capital adequacy ratio as defined by the Insurance Act, Insurance (Valuation & Capital) Regulations, 2004, for all Singapore insurance funds is shown as below. Life fund surplus remains relevant for Malaysia.

*** NOTE:**

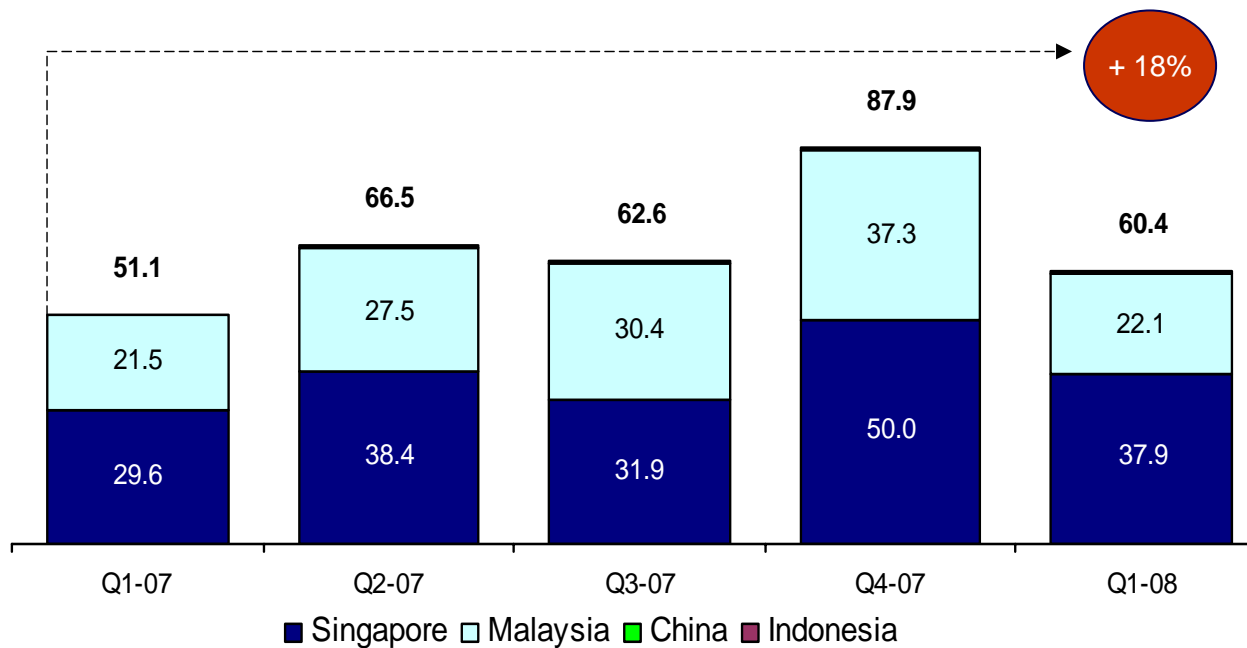
(a) RBC Regulatory requirement is 120%. This ratio pertains to insurance subsidiaries in Singapore. Does not include capital held at holding company and other subsidiaries within the GEH Group.

(b) The capital adequacy ratio @ 31 Dec 07 (audited on March 2008) was 252% (previously disclosed as 255%).

SGD billions	31 Dec 07	31 Mar 08
SINGAPORE :		
Available Capital	7.42	7.30
Regulatory Risk Capital (100%)	2.94	2.89
Capital Adequacy Ratio *	252%	252%
MALAYSIA :		
Life Fund Surplus (MTM)	3.91	3.57
Life Fund Surplus (MTM) as a % of Long-Term Liability Reserve	36%	33%

FINANCIAL RESULTS for Q1-2008

New Business Embedded Value by Geography
SGD millions



Celebrating **100**
Life @ 1908-2008



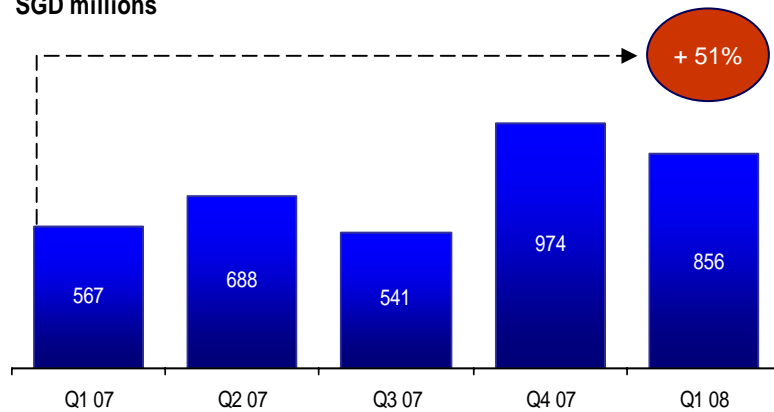
FINANCIAL RESULTS for Q1-2008

SECTION 2: SALES PERFORMANCE

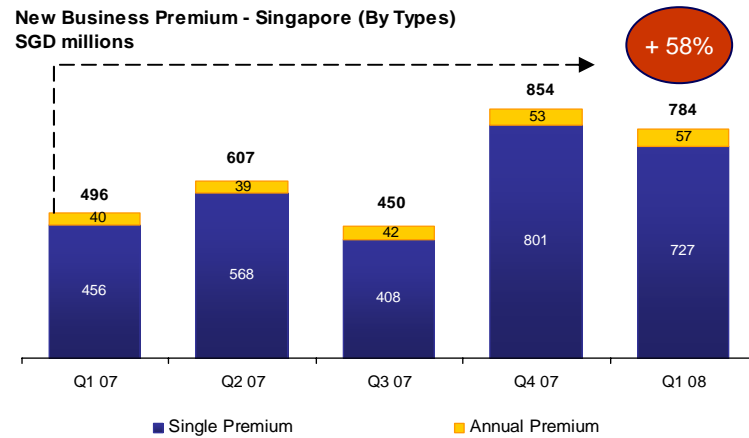
Life is great!

FINANCIAL RESULTS for Q1-2008

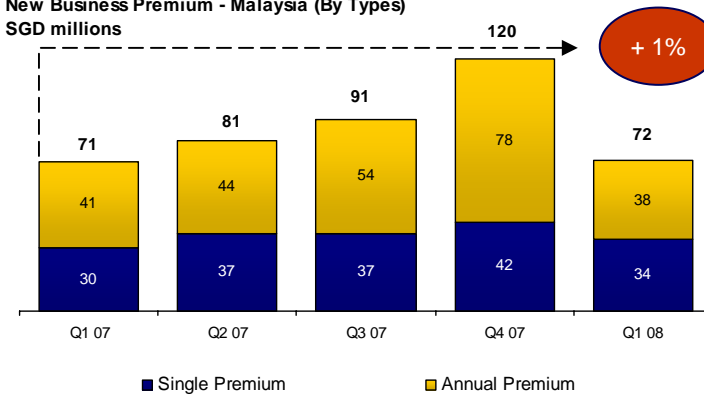
New Business Premium
SGD millions



New Business Premium - Singapore (By Types)
SGD millions

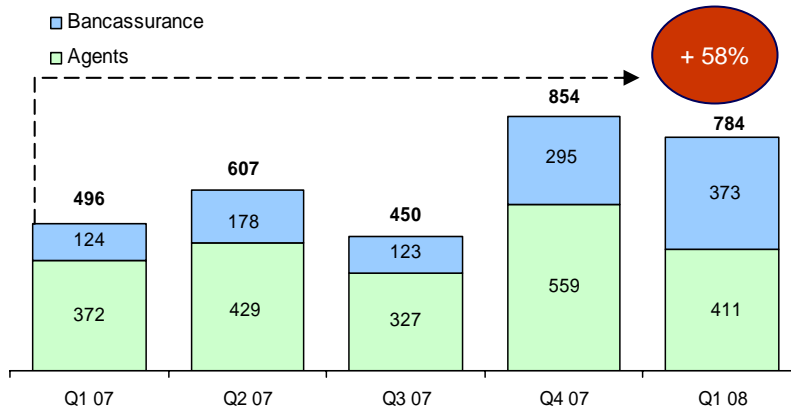


New Business Premium - Malaysia (By Types)
SGD millions

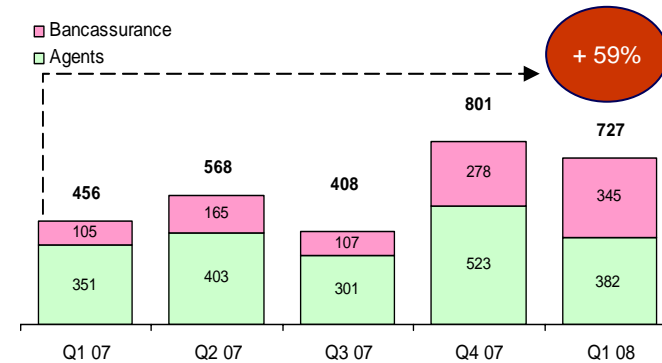


FINANCIAL RESULTS for Q1-2008

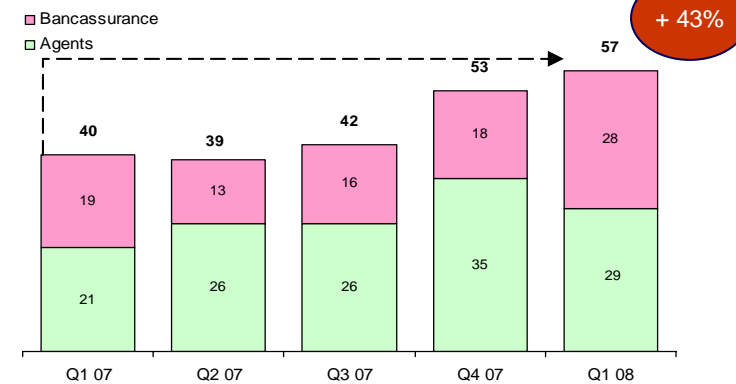
New Business Premium - Singapore (By Channels)
SGD millions



Single premium - Singapore
SGD millions



Annual premium - Singapore
SGD millions



Celebrating **100**
Life @ 1908-2008



FINANCIAL RESULTS for Q1-2008

- END -

Life is great!